


shindaiwa[®]

DG25MK-400



Specifications

GENERATOR

Generator Type	Revolving magnetic field, Brushless 3-Phase Synchronous		Winding	3-Phase, 4-Wire
Rated Frequency	Hz	50 60	Power Factor	% 80
Rated Output	kVA	20 25	Insulation Class	F
	kW	16 20	Excitation	Self-Excitation (Brushless)
Rated Voltage	V	400 [200] 440 [220]	Number of Poles	4
Rated Current	A	28.9 [57.7] 32.8 [65.6]		

UNIT

Length	mm	1500	Dry Weight	kg	625
Width	mm	700	Installed Weight	kg	705
Height	mm	1000	Sound Level	dB(A)	58 @7m distance/No load


ENGINE

Types	Vertical Water-Cooled 4-Cycle Diesel Engine		Fuel Consumption	L/Hr	5.1 @3/4 load 3.9 @1/2 load
Model	V2403 (Kubota)		Fuel	Diesel Fuel (ASTM No. 2-D)	
Number of Cylinders	mm	4, 87 (bore) x 102.4 (stroke)	Lubricant Oil	CD Class	
Continuous Rated Output	kW	19.1 23.7	Fuel Tank Capacity	65	
	PS	26.0 32.2	Lubricant Volume	L	9.7
Rated Speed	min ⁻¹	1500 1800	Cooling Water Volume	L	9.7
Displacement	L	2.434	Starting Motor Capacity	V-kW	12-1.4
Combustion System	Direct Fuel Injection		Charging Dynamo Capacity	V-W	12-30
Cooling Method	Radiator		Battery	80D26R	
Lubricating Method	Forced Lubrication				
Starting Method	Electric Start				

Powered by **Kubota**

DG25MK-400

Control Panel



1. Hour Meter
2. 400/440V Output Lamp
3. Warning Indicators
4. Pilot Lamp
5. Voltmeter
6. Ammeter
7. Frequency Meter
8. Water Temperature Gauge
9. Fuel Gauge
10. Voltage Regulator
11. Over Load Precaution Lamp
12. Preheat Lamp
13. Starter Switch
14. Throttle Switch
15. Earth Leakage Relay
16. Circuit Breaker


Features

Over Load Precaution Lamp




The lamp starts to flash if the output current exceeds 80% of the rated current.

Large Water Separator



Capacity is 5 times larger compared to a conventional model for Japanese market. The lamp starts to flash if the water exceeds 110ml.

Large Fuel Filter (option)



A wide space is ensured inside the machine so that a large fuel filter can be installed.

Anti-Crime Measure

Every door is equipped with hook to install a lock.

Simple Control Panel

As the functions are limited to the minimum necessary levels, arrangement of the control panel is simplified, thereby reducing the risk of an erroneous operation.

Reliable KUBOTA Engine

DG25MK-400 is equipped with KUBOTA V2403, Tier 3 engine.

As KUBOTA service network covers the world, it offers extensive services which includes parts replacement and repair.

